





Falfurrias Texas



FISCAL YEAR 2020 BUDGET FALFURRIAS FORWARD

Adopted 9/30/19
mg





FISCAL YEAR 2020 BUDGET
FALFURRIAS FORWARD



Adopted by
Sept. 30, 2019

Budget Cover Page
September 30, 2019

This budget will raise more revenue from property taxes than last year's budget by an amount of \$6,878, which is a 1.48 percent increase from last year's budget. The property tax revenue to be raised from new property added to the tax roll this year is \$11,468.

The members of the governing body voted on the budget as follows:

FOR: *Alderman Homer Salinas, Alderman Marty Cabreva, Alderman Aaron Treviño*

AGAINST: *0*

PRESENT and not voting: *Mayor Justo Ramirez*

ABSENT: *Alderwoman Sylvia Maldonado*

Property Tax Rate Comparison

	2019-2020	2018-2019
Property Tax Rate:	\$0.461079/100	\$0.474807/100
Effective Tax Rate:	\$0.461079/100	\$0.474807/100
Effective Maintenance & Operations Tax Rate:	\$0.461104/100	\$0.474879/100
Rollback Tax Rate:	\$0.497992/100	\$0.512869/100
Debt Rate:	\$0.000000/100	\$0.000000/100

Total debt obligation for City of Falfurrias secured by property taxes: \$0



FISCAL YEAR 2020 BUDGET

FALFURRIAS FORWARD

The FY2020 Budget is based on the proposed adoption of
the effective tax of:

\$0.461079/\$100



FISCAL YEAR 2020 BUDGET
FALFURRIAS FORWARD

Table of Contents

Board of Aldermen	5
Message from the City Administrator	6
Understanding the Proposed Budget	7
About the City of Falfurrias	8
Demographics	9
Department Budgets	
Administration	10-13
Police Department	14
Public Works Department	15
Streets	16
Parks	17
Animal Control	18
Municipal Court	19
Technology Fund	20
Security Fund	21
Golf Course	22
Garbage Fund	23
Tourism Fund	24
Utility Board	25-29
Debt Obligations	30
Bank Accounts	31

**Mayor
Justo Ramirez**

Mayor Pro-Tem Homer Salinas Jr.	Alderman Martin Cabrera	Alderman Flavio Garza III	Alderman Aaron Treviño	Alderwoman Sylvia Maldonado
---	-----------------------------------	-------------------------------------	----------------------------------	---------------------------------------

There are six (6) members of the Council who serve the City on a part-time basis. Their terms are for two (2) years, with annual elections held on the second Saturday in May, as provided by Chapter 41 of the Election Code.

The term “City Council” is interchangeable with Board of Aldermen. The City of Falfurrias operates under a General Law Type-A Government in the Aldermanic form.



Pictured from left are Alderman Flavio Garza III, Alderman Aaron Treviño, Alderwoman Sylvia Maldonado, Mayor Justo Ramirez, City Administrator Melissa Landín, Mayor Pro-Tem Homer Salinas and Alderman Martin Cabrera.

About the Council

The City Council governs many City functions including the following: Levying taxes; adopting ordinances and resolutions; considering assessments; and exercising budgetary and police control.

Councilmembers represent the City by responding to inquiries, suggestions compliments and concerns.

Message from the City Administrator



FISCAL YEAR 2020 BUDGET
FALFURRIAS FORWARD

September 30, 2019

Dear Mayor, Councilmember, City Team and Community:

The City of Falfurrias is a resilient community, and the City's staff – I like to refer to them as the City Team – are a true reflection of that resiliency.

The City's Public Works and Utility Board Teams, with limited staff, work hard to keep up with an aging infrastructure sharing resources while holding the line on overtime. Yet, they do not lose their dedication, nor commitment to community, while working in triple-digit heat.

As a rural community, we must work together, pulling together resources, to collectively address the City's needs. The Texas Department of Agriculture recently awarded the city a half-a-million-dollar grant for much-needed improvements to our sewer plant. This was due to a grant application submitted by the City together with Brooks County.

Our Publics Works Director has bladed fields for the school district, our Golf Course Superintendent at times holds three tournaments in a week, our City Clerk helps to facilitate ribbon-cutting ceremonies for new businesses and our Police Department delivers fans to the elderly in the scorching summer.

With no official tourism department, our Municipal Court Team, Accounts Payable/Receivable Clerk and Custodian serve as event coordinators for city-wide functions, including volunteering to decorate the city's holiday float.

As City Administrator, I am proud to work alongside the City Team, all of which wear numerous hats, to get the job done.

Regardless of a tight fiscal year budget presented here, 2020 will be the year that moves Falfurrias Forward.

Sincerely,

Melissa A. Landín
City Administrator
City of Falfurrias, Texas



Understanding the Budget

READING THE BUDGET

This budget is the City's most important reference document.

The FY2020 budget is a record of policy-decision outcomes, limitations on funding activities and grant-related projects. It enables city departments to execute the resource allocations approved in the budget based on the direction entailed in the budget.

It is also a reflection of the city's growth and needs.

UNDERSTANDING THE PROPOSED BUDGET

The FY2020 budget provides FY2019 Actual To-Date, compared to FY2018 To-Date, the Adopted FY2019 Budget and the FY2020 Budget.

DEPARTMENT BUDGET FORMAT

Each departmental budget is broken down by payroll compensation (salary and wages, car allowance, overtime, insurance benefits and TMRS); operating supplies; maintenance services; utilities; equipment repair; postage; printing; telephones; travel; training; debt (principal and interest); and professional services. Department revenue will be reflected in the General Fund – Administration.

The Utility Board will reflect the same department budget breakdown for water, sewer and gas for both revenue and expenses.

Special Revenue Funds will also be reflected in this budget which have specific use.

About the City of Falfurrias



Falfurrias, the county seat and principal trading center of Brooks County, is on State Highway 281 60 miles southwest of Corpus Christi and 90 miles from Laredo in the northern part of the county.

Its founding and development were largely the effort of Edward C. Lasater, pioneer Rio Grande Valley rancher and land developer, who in 1895, started a cattle ranch in what was then Northern Starr County; his spread came to be known as Falfurrias Ranch, after La Mota de Falfurrias, the grove of trees he chose as the site of his headquarters.

To increase settlement in the area, Lasater encouraged the San Antonio and Aransas Pass Railway to extend a line to his ranch in 1904. At the railway terminus four miles east of his ranch house he founded Falfurrias; he also changed the name of his ranch to La Mota. His Falfurrias Immigration Company set about attracting settlers by offering subdivided ranch land near the railroad at low prices and advertising extensively in the East and Midwest.

The name Falfurrias antedates Anglo association with the area, and its derivation is uncertain. Lasater claimed that it was a Lipan Indian word meaning “the land of heart’s delight”; others believed it was the Spanish name for a native desert flower known as the heart’s delight. According to local tradition, the shepherd’s land came to be known as La Mota de Don Falfurrias (la mota meaning “a grove of trees”), which eventually evolved into La Mota de Don Falfurrias and was finally shortened to Falfurrias.

A post office under that name began operation in 1898. The Falfurrias Facts began publication in 1906. In 1911, the state granted a petition by local residents to form a new county, with Falfurrias as the county seat. Lasater established a creamery operation in 1909; he imported purebred Jersey dairy cattle to his ranch and eventually built what was said to be the largest Jersey herd in the world. Falfurrias butter is renowned.

Irrigation, introduced during the late 1920s, brought in truck farming and the citrus fruit industry, with Falfurrias as the shipping center. The discovery of extensive oil and gas reserves around Falfurrias in the 1930s and 1940s added a new dimension to the town’s growth and prosperity. Falfurrias had a population of 2,500 in 1925 and 7,500 by 1970. In the late 1980s the population was just over 6,500. In 1990 the population was 5,788, in 2000 it was 5,297 and in 2010 it was 4,981.

Year	Falfurrias	Brooks County	State of Texas
1960	6 515	8 609	9 579 677
1970	6 355	8 005	11 196 730
1980	6 103	8 428	14 229 191
1990	5 788	8 204	16 986 540
2000	5 297	7 976	20 851 820
2010	4 981	7 223	25 145 561
2012 (estimate)	5,363	N/A	

Source: US Census Bureau

Demographics



FISCAL YEAR 2020 BUDGET
FALFURRIAS FORWARD

The analysis of Falfurrias’s population characteristics uses data from US Census Reports for 2000 and 2010. The analysis identifies racial breakdown, disability status, and age cohort information in the city’s population.

In 2010, Falfurrias’ White population comprised 89% of the total population. The percentage of citizens of all races who describe themselves as Hispanic/Latino totaled over 90% in both 2000 and 2010. The City’s African American population grew slightly during this decade.

Combined, all non-white racial categories comprised approximately 25% of the population in 2000 and only 11% of the population in 2010. This decrease is caused by a sharp decline in residents who identify themselves as being a part of the “other” race category. All other race categories remained relatively stable between 2000 and 2010.

The Brooks County population is similar to the race and ethnicity of Falfurrias residents. Falfurrias residents make up two-thirds of the County’s population. It is the County’s only incorporated city. As compared to Falfurrias and the County, the State has a much lower percentage of Hispanic/Latino residents (32%) and a significantly higher percentage of Black/African American residents (12%).

The next U.S. Census is in 2020.

Characteristic	Falfurrias				Brooks County	
	2000		2010		2010	
	Number	%	Number	%	Number	%
Total Population	5,297	100%	4,981	100%	7,223	100%
White	3,984	75%	4,422	89%	6,471	90%
Black or African American	13	0%	27	1%	37	1%
American Indian, Alaskan Native	29	1%	24	0%	25	0%
Asian	7	0%	20	0%	21	0%
Native Hawaiian / Other Pacific Islander	6	0%	0	0%	1	0%
Other	1142	22%	405	8%	570	8%
Two or More Races	116	2%	83	2%	98	1%
Hispanic or Latino	4902	93%	4,582	92%	6,590	91%

Source: 2000 and 2010 U.S. Census

Administration



FISCAL YEAR 2020 BUDGET

FALLURRIAS FORWARD

ADMINISTRATION	FY2019 Actual To-Date	FY2019 Approved Budget	FY2019 Actual To-Date	To-Date Comparison to FY2018	FY2020 Proposed Budget
Revenues					
	\$	\$	\$		\$
Ad Valorem Taxes	151,533.45	425,000.00	175,466.14		425,000.00
Prior Year Ad Val Taxes	0.00	0.00	324.52		400.00
Shortages/Overages Taxes	0.00	0.00	0.00		0.00
Penalty & Interest Taxes	14,259.69	24,000.00	13,859.98		24,500.00
Del Tax Attorney Fees	0.00	0.00	0.00		0.00
Franchise tax - CPL	61,652.03	130,000.00	74,047.82		130,000.00
Franchise tax - Garbage	2,153.41	2,000.00	2,797.47		2,000.00
Franchise tax - CableTV	16,054.21	48,000.00	23,913.17		48,000.00
VTX TELECOM COMMUNICATION	8,890.01	12,000.00	8,827.68		12,000.00
Franchise tax - Telecom	11,830.13	14,000.00	7,448.63		14,000.00
Sales Tax	434,816.51	700,000.00	430,183.51		720,000.00
Alcoholic Beverage Permit/Tax	12,580.01	2,500.00	1,887.63		7,000.00
Utility Board Oprting Fee	0.00	0.00	0.00		0.00
Cart Rental	16,848.50	15,000.00	14,958.55		18,000.00
Food/Beverage	2,109.00	5,000.00	2,193.25		5,000.00
Green Fees	25,434.00	50,000.00	27,716.08		50,000.00
Trail Fees	0.00	0.00	157.00		200.00
Cart Storage Fees	0.00	0.00	0.00		0.00
Student Fees	4.00	0.00	0.00		0.00
Sponsorships	0.00	0.00	0.00		0.00
Rental Fees	0.00	0.00	300.00		0.00
Garbage Reinstmt Fee	50.00	300.00	180.00		300.00
Mechanical Permits	1,135.00	2,500.00	1,718.00		2,500.00
Mechanical Registration Fee	0.00	0.00	0.00		0.00
Building Permits	13,327.88	10,000.00	6,342.65		10,000.00
Building Registration Fee	200.00	0.00	0.00		200.00
Electrical Permits	3,223.00	6,000.00	3,789.60		6,000.00
Electrical Registration Fee	200.00	0.00	0.00		200.00
Health Permits	0.00	0.00	0.00		0.00
Vendor Permits	2,417.03	2,500.00	1,120.00		3,500.00
Moving Permits	0.00	200.00	300.00		0.00
Right of Way	0.00	0.00	0.00		0.00
Municipal Court Fines	142,678.12	350,000.00	198,416.76		275,000.00
Police Reports Fees	356.00	500.00	508.00		500.00
Time Paymnt:Judicial Eff.	0.00	0.00	0.00		0.00
Child Safety Fee	0.00	0.00	0.00		0.00
Utility Board Oprting Fee	323,366.77	572,000.00	317,629.60		525,500.13
Tourism/Visitors Oprting Fee	0.00	0.00	0.00		60,000.00
Golf Course Fees	0.00	0.00	0.00		0.00
Tow Truck Fees	105.00	200.00	90.00		200.00
City Election Fees	13.00	10.00	6.00		0.00
Fees-Vacant Lots Mowed	0.00	0.00	0.00		1,000.00
Reimbursement Clear Lots	0.00	0.00	0.00		0.00
Milling Fees	50.00	0.00	0.00		50.00
Federal Grant	0.00	0.00	0.00		0.00

Administration



FISCAL YEAR 2020 BUDGET
FALFURRIAS FORWARD

ADMINISTRATION	FY2019 Actual To-Date	FY2019 Approved Budget	FY2019 Actual Date Comparison to To-Date FY2018	To- FY2020 Proposed Budget
Revenues				
Animal Control Fees	1,015.00	700.00	1,440.00	1,000.00
Tax Certificates	0.00	0.00	0.00	0.00
Auction Revenue	0.00	0.00	0.00	0.00
Interest Income	628.21	1,000.00	105.18	1,000.00
Oil & Gas Lease	0.00	0.00	0.00	0.00
Intergovernmental Revenue	0.00	30,000.00	39,867.46	45,000.00
Emergency Management Subsidy	0.00	9,000.00	9,048.00	0.00
Xerox Copies	0.00	0.00	0.00	0.00
Donations	0.00	0.00	0.00	0.00
AG Sane Exams Reimbursement	0.00	0.00	0.00	3,500.00
K-9 HANDLER DONATIONS	0.00	0.00	0.00	0.00
Insurance Proceeds	0.00	0.00	19,870.34	0.00
Miscellaneous Revenue	715.42	2,000.00	816.12	2,000.00
Loan Proceeds	0.00	0.00	0.00	0.00
Sale of Land	0.00	0.00	0.00	0.00
Sale of Vehicles & Equip.	0.00	0.00	0.00	0.00
Sale of Assets-Bldg	0.00	0.00	0.00	0.00
Transfer From Contingency	0.00	0.00	0.00	0.00
Transfer In	0.00	0.00	89,345.60	0.00
Transfer In - Sp.Projects Fund	0.00	0.00	0.00	0.00
Transfer In - In-Pound	0.00	0.00	0.00	4,000.00
Transfer In - HOT Fund	0.00	0.00	0.00	60,000.00
Transfer In Loans - Cash Account	0.00	0.00	0.00	71,000.00
Total Revenues	1,247,645.38	2,414,410.00	1,474,674.74	2,528,550.13

Administration



FISCAL YEAR 2020 BUDGET
FALFURRIAS FORWARD

ADMINISTRATION	FY2019 Actual To-Date	FY2019 Approved Budget	FY2019 Actual To-Date Comparison to To- Date FY2018	FY2020 Proposed Budget
Expenses				
Salaries & Wages	69,480.22	160,000.00	103,539.96	165,000.00
Mayor /Alderman	13,150.00	23,000.00	13,200.00	23,000.00
Certification Pay	0.00	0.00	0.00	0.00
Overtime	243.75	800.00	584.67	800.00
Car Allowance	1,737.50	6,175.00	4,675.00	4,000.00
Payroll Taxes	7,012.33	12,000.00	9,533.46	12,300.00
Workers Compensation	1,426.00	3,000.00	1,503.24	3,200.00
TMRS	2,478.73	6,000.00	3,550.22	6,000.00
Group Health/Life	10,821.92	19,000.00	13,593.49	23,500.00
Office Supplies	2,160.00	2,500.00	2,839.58	2,500.00
Gasoline	0.00	0.00	0.00	0.00
Maint & Repair Supplies	15,563.50	3,000.00	130.82	3,000.00
Small Tools & Minor Equip	0.00	0.00	0.00	0.00
Postage	1,545.50	2,500.00	1,510.00	2,500.00
Operating Supplies	4,417.20	3,000.00	3,383.55	3,500.00
Maint & Repair Service	0.00	0.00	0.00	0.00
Maint & Repair Equipment	0.00	0.00	2,026.95	0.00
Mayor & City Comm. Fees	0.00	0.00	0.00	0.00
Building Inspector Fees	0.00	0.00	0.00	0.00
Contract Labor	7,605.00	10,000.00	5,805.00	10,000.00
City Legal Consultant	24,608.57	50,000.00	28,087.86	40,000.00
Pest Control Fees	0.00	0.00	0.00	100.00
Fees, Reg. & Filing	0.00	0.00	0.00	0.00
Filing Fees-Co. Clerk	0.00	0.00	0.00	0.00
Telephone	3,148.05	3,000.00	1,388.95	5,300.00
Electricity	197.07	500.00	197.11	500.00
Accounting	3,331.29	50,000.00	55,132.68	40,000.00
Emergency Management Subsidy	0.00	0.00	0.00	9,000.00
APPRAISAL DISTRICT	0.00	0.00	0.00	0.00
Professional Svc.-Other	14,571.23	14,000.00	9,452.06	13,000.00
Pro Svr Grant-Admin	0.00	0.00	0.00	0.00
City Election Expense	14,822.08	10,800.00	10,703.43	15,000.00
Consultants-Engineers	0.00	0.00	0.00	0.00
Delinquent Atty Fees	0.00	0.00	0.00	0.00
Travel & Training Expense	921.51	2,000.00	855.69	2,000.00
Fees,Reg.,& Filing	500.00	2,000.00	0.00	1,500.00
Donation	0.00	0.00	0.00	0.00
Advertising	6,916.00	4,000.00	1,572.70	4,000.00
Equipment Rental-Xerox	195.76	0.00	0.00	200.00
Equip Rent-Postage Meter	0.00	2,000.00	877.26	2,000.00
Other Rental-P.O. Box	0.00	0.00	0.00	0.00
Misc. - Other	194.17	0.00	50.00	0.00
Brooks County/911 Subsidy	3,750.00	7,500.00	3,750.00	7,500.00
Other Operating - Subsidies	0.00	0.00	0.00	0.00
Fire Dept Subsidy	1,433.34	17,200.00	8,600.04	17,500.00
Cap Outlay - Mach & Equip	0.00	0.00	0.00	0.00

Administration



FISCAL YEAR 2020 BUDGET
FALFURRIAS FORWARD

ADMINISTRATION	FY2019 Actual To-Date	FY2019 Approved Budget	FY2019 Actual To-Date Comparison to To-Date FY2018	FY2020 Proposed Budget
Capital Lease Principal	60,187.12	0.00	117,107.44	65,000.00
Capital Lease Interest	0.00	12,000.00	0.00	6,000.00
PRINCIPAL	0.00	210,000.00	0.00	0.00
Fiscal Agent Fees	0.00	0.00	0.00	0.00
INTEREST	0.00	12,000.00	0.00	0.00
Capital Lease Proceeds	0.00	0.00	0.00	0.00
TRANSFER OUT	0.00	10,000.00	0.00	0.00
Total Expenses	354,189.80	719,975.00	438,538.65	552,900.00

Police Department



FISCAL YEAR 2020 BUDGET
FALPURRIAS FORWARD

POLICE DEPARTMENT	FY2019 Actual To-Date	FY2019 Approved Budget	FY2019 Actual To-Date Date Comparison to FY2018	FY2020 Proposed Budget
Salaries & Wages	311,390.70	475,000.00	312,257.17	485,000.00
Temporary	0.00	0.00	0.00	0.00
Certification Pay	1,580.00	2,640.00	1,190.00	2,640.00
Overtime	18,841.40	35,000.00	26,331.06	30,000.00
Payroll Taxes	32,712.66	36,000.00	31,659.71	38,000.00
Workers Compensation	10,472.00	22,000.00	12,686.15	20,000.00
TMRS	12,050.07	16,000.00	9,843.58	16,000.00
Group Health/Life	80,148.88	105,000.00	68,473.96	105,000.00
Uniforms	2,473.06	3,000.00	1,309.68	3,000.00
Office Supplies	1,408.86	3,500.00	3,058.11	3,000.00
Gasoline	19,218.97	20,000.00	17,496.10	20,000.00
Maint. & Repair Supplies	460.05	1,500.00	1,001.07	1,400.00
Small Tools & Minor Equip	0.00	1,000.00	0.00	800.00
Operating Supplies	2,085.15	6,000.00	3,371.05	5,000.00
K-9 HANDLER	439.35	9,000.00	0.00	7,500.00
Veh Maint & Rep Svc	4,477.11	20,000.00	17,373.22	20,000.00
Maint & Repair - Equip	11,927.57	5,000.00	1,379.47	5,000.00
Contract Labor	0.00	0.00	0.00	0.00
Pest Control Fees	210.00	360.00	210.00	210.00
Fees, Reg. & Filing	0.00	0.00	0.00	0.00
Telephone	3,839.36	6,000.00	3,853.25	6,000.00
Electricity	2,242.74	5,000.00	2,722.84	5,000.00
Medical Victims	0.00	0.00	0.00	5,000.00
Medical PD	5,687.97	3,000.00	2,474.70	2,000.00
Prisoners Exp.(Pay Sher.)	4,600.00	10,000.00	7,050.00	8,500.00
Communications	10,152.00	21,000.00	13,536.00	17,000.00
Postage	0.00	0.00	0.00	0.00
Travel & Training Expense	557.47	6,000.00	6,357.41	3,000.00
Fees,Reg., & Filing	440.63	1,500.00	972.00	1,500.00
Donation	500.00	0.00	0.00	500.00
Advertising	0.00	200.00	170.00	200.00
Dues & Subscriptions	0.00	0.00	0.00	12,000.00
Insurance & Bonding	0.00	250.00	0.00	0.00
Equipment Rental - Xerox	1,909.72	3,000.00	1,657.98	3,000.00
Misc-other	262.98	250.00	12.00	250.00
Cap Outlay - Mach & Equip	0.00	0.00	0.00	0.00
INTEREST	961.82	0.00	1,757.13	0.00
SPECIAL ITEMS	0.00	0.00	0.00	0.00
TRANSFER OUT	0.00	0.00	0.00	0.00
Total Expenses	541,050.52	817,200.00	548,203.64	826,500.00

Public Works Department



FISCAL YEAR 2020 BUDGET
FALFURRIAS FORWARD

PUBLIC WORKS DEPARTMENT	FY2019 Actual To-Date	FY2019	Approved Budget	FY2019 Actual To- Date Comparison to To- Date FY2018	FY2020 Proposed Budget
Expenses					
Salaries & Wages	54,220.00		88,000.00	55,770.00	110,000.00
Certification Pay	0.00		3,120.00	0.00	0.00
Overtime	54.00		200.00	18.00	200.00
Car Allowance	0.00		0.00	0.00	0.00
Payroll Taxes	4,285.23		7,000.00	4,355.50	10,000.00
Workers Compensation	0.00		200.00	52.80	200.00
TMRS	1,637.74		3,000.00	1,530.98	3,000.00
Group Health/Life	12,123.36		16,100.00	9,491.44	16,100.00
Uniforms	318.45		500.00	228.45	500.00
Office Supplies	73.33		250.00	55.85	200.00
Gasoline	4,663.04		1,800.00	1,142.20	1,800.00
Maint. & Repair Supplies	528.51		0.00	41.76	500.00
Small Tools & Minor Equip	0.00		0.00	0.00	0.00
Chemicals	0.00		0.00	0.00	0.00
Operating Supplies	1,078.27		3,000.00	1,962.67	2,800.00
Incurred Expenses	0.00		0.00	0.00	0.00
Maint & Repair Service	0.00		0.00	147.00	0.00
Veh Maint & Rep Svc	0.00		500.00	0.00	500.00
Maint & Repair - Equip	0.00		0.00	492.08	0.00
Contract Labor	0.00		0.00	0.00	0.00
Health Officer Fees	0.00		0.00	0.00	0.00
Pest Control Fees	30.00		360.00	240.00	300.00
Fees, Reg. & Filing	0.00		0.00	0.00	0.00
Telephone	1,082.67		2,500.00	1,423.92	2,000.00
Electricity	1,922.36		3,250.00	2,174.88	2,500.00
Professional Svc.- OTHER	0.00		0.00	0.00	0.00
Medical Expense	0.00		0.00	43.40	0.00
Communications	0.00		0.00	0.00	0.00
Travel & Training Expense	124.50		750.00	95.00	725.00
Fees,Reg.,& Filing Fees	185.00		750.00	290.00	725.00
Advertising	0.00		0.00	0.00	0.00
Insurance & Bonding	0.00		20.00	0.00	0.00
ABC Waste Collection	0.00		0.00	0.00	0.00
Veh. Mint. & Rep. Svc.	0.00		0.00	0.00	0.00
Maint.&Repair Svc.- Equip	0.00		0.00	0.00	0.00
Equipment Rental-Xerox	783.04		2,400.00	1,174.56	2,200.00
Misc. - Other	87.66		0.00	39.50	100.00
Cap Outlay - Mach & Equip	0.00		0.00	0.00	0.00
Construction Drainage Project	0.00		0.00	0.00	0.00
Bond Interest	0.00		0.00	0.00	0.00
TRANSFER OUT	0.00		0.00	0.00	0.00
Total Expenses	83,197.16		133,700.00	80,769.99	154,350.00

Streets Department



FISCAL YEAR 2020 BUDGET
FALLURRIAS FORWARD

	STREETS	FY2019 Actual To-Date	FY2019 Approved Budget	FY2019 Actual To-Date Comparison to FY2018 To-Date	FY2020 Proposed Budget
Expenses					
Salaries & Wages		39,793.75	86,000.00	67,953.66	86,000.00
Temporary		0.00	0.00	0.00	0.00
Certification Pay		0.00	1,500.00	0.00	0.00
Overtime		1,488.74	4,000.00	2,574.29	4,000.00
Payroll Taxes		3,421.54	7,000.00	5,488.21	7,000.00
Workers Compensation		4,364.00	10,000.00	6,412.56	10,000.00
TMRS		1,364.68	3,100.00	2,192.59	3,100.00
Group Health/Life		13,470.40	24,100.00	17,626.96	24,100.00
Uniforms		895.99	1,600.00	881.63	1,500.00
Office Supplies		0.00	0.00	0.00	0.00
Gasoline		2,070.68	15,000.00	6,770.92	10,000.00
Maint. & Repair Supplies		17,196.77	25,000.00	18,978.51	25,000.00
Small Tools & Minor Equip		0.00	0.00	922.07	800.00
Chemicals		0.00	2,000.00	599.90	2,000.00
Operating Supplies		435.48	1,500.00	85.00	850.00
Maint & Repair Service		256.45	0.00	0.00	300.00
Veh Maint & Rep Svc		601.82	10,000.00	2,010.04	5,000.00
Drainage Repair		0.00	0.00	0.00	8,000.00
Maint. & Repair - Equip.		14,264.71	19,000.00	9,156.27	19,000.00
Contract Labor		0.00	0.00	0.00	0.00
Telephone		478.41	700.00	371.25	700.00
Electricity		29,331.69	55,000.00	33,753.00	55,000.00
Travel & Training Expense		0.00	750.00	0.00	700.00
Fees, Reg., & Filing		35.00	200.00	0.00	175.00
Advertising		0.00	0.00	0.00	100.00
Insurance & Bonding		0.00	50.00	0.00	0.00
Misc.		0.00	0.00	51.50	0.00
Bond Interest Payment		6,081.24	0.00	2,119.25	0.00
Cap Outlay - Mach & Equip		0.00	0.00	0.00	0.00
Travel & Training Expense		0.00	0.00	0.00	0.00
Total Expenses		135,551.35	266,500.00	177,947.61	263,325.00

Parks Department



FISCAL YEAR 2020 BUDGET
FALFURRIAS FORWARD

PARKS	FY2019 Actual To-Date	FY2019 Approved Budget	FY2019 Actual To-Date Comparison to FY2018	To- Date FY2018	FY2020 Proposed Budget
Expenses					
Salaries & Wages	72,559.33	110,000.00	64,542.60		110,000.00
Temporary Help	0.00	0.00	0.00		0.00
Certification Pay	0.00	1,500.00	0.00		0.00
Overtime	2,386.46	4,000.00	2,283.68		4,000.00
Payroll Taxes	6,492.15	9,000.00	5,626.83		9,000.00
Workers Compensation	4,530.00	10,000.00	6,659.40		10,000.00
TMRS	2,005.92	4,000.00	1,807.32		4,000.00
Group Health/Life	16,864.46	32,000.00	12,223.86		32,000.00
Uniforms	2,991.51	2,000.00	971.70		2,000.00
Gasoline	1,636.61	3,000.00	1,963.26		3,000.00
Maint. & Repair Supplies	5,433.53	18,000.00	6,915.40		18,000.00
Small Tools & Minor Equip	217.55	500.00	427.96		500.00
Chemicals	729.81	0.00	13.86		1,500.00
Operating Supplies	1,832.03	4,000.00	933.12		4,000.00
Maint & Repair Service	6,358.56	500.00	75.00		500.00
Veh Maint & Rep Svc	0.00	500.00	57.28		500.00
Maint & Repair - Equip	175.44	2,000.00	1,257.57		850.00
Contract Labor	0.00	0.00	0.00		0.00
Telephone	479.41	2,000.00	1,046.05		1,200.00
Electricity	14,262.91	20,000.00	15,311.82		22,000.00
Travel & Training Expense	35.00	750.00	0.00		700.00
Fees, Reg., & Filing	0.00	0.00	0.00		0.00
Advertising	0.00	200.00	130.00		200.00
Insurance & Bonding	0.00	50.00	0.00		0.00
Veh, Maint. & Rep. Svc.	0.00	0.00	0.00		0.00
Maint. & Repair Svc.	0.00	0.00	0.00		0.00
Equip.-Tractors, Mowers	0.00	0.00	0.00		0.00
Maint.&Repair Svc.-Equip.	0.00	0.00	0.00		0.00
Equip Rent-Postage Meter	0.00	0.00	0.00		0.00
Misc. - Other	79.00	0.00	126.30		0.00
BCISD Summer Prog.Subsidy	0.00	0.00	0.00		0.00
Bond Interest Payment	0.00	0.00	0.00		0.00
Cap Outlay - Mach & Equip	0.00	0.00	0.00		0.00
Principal -- LED Lighting	0.00	0.00	0.00		0.00
Interest -- LED Lighting	1,651.71	0.00	2,918.60		0.00
TRANSFER OUT	0.00	0.00	0.00		0.00
Total Expenses	140,721.39	224,000.00	125,291.61		223,950.00

Animal Control Department



FISCAL YEAR 2020 BUDGET
FALJURRIAS FORWARD

ANIMAL CONTROL	FY2019 Actual To-Date	FY2019 Approved Budget	FY2019 Actual Date Comparison To-Date FY2018	To- FY2020 Proposed Budget
Expenses				
	\$	\$	\$	\$
Salaries & Wages	10,110.39	26,000.00	17,040.00	26,000.00
Certification Pay	0.00	1,500.00	0.00	0.00
Overtime	72.54	2,000.00	1,703.84	500.00
Payroll Taxes	941.02	2,000.00	1,495.80	2,000.00
Workers Compensation	616.00	2,000.00	823.02	2,000.00
TMRS	297.74	1,000.00	543.30	1,000.00
Group Health/Life	4,714.64	8,100.00	6,779.60	8,100.00
Uniforms	283.16	400.00	245.79	400.00
Office Supplies	0.00	0.00	0.00	0.00
Gasoline	1,844.60	2,500.00	1,783.27	2,200.00
Maint. & Repair Supplies	232.96	750.00	636.12	700.00
Small Tools & Minor Equip	0.00	0.00	0.00	0.00
Mosquito Control	1,324.78	5,500.00	3,598.89	4,500.00
Operating Supplies	2,823.31	5,000.00	3,616.13	5,000.00
Dog Food	0.00	0.00	0.00	200.00
Maint & Repair Service	270.00	430.00	0.00	425.00
Contract Labor	0.00	0.00	0.00	0.00
Pest Control Fees	0.00	0.00	0.00	0.00
Telephone	347.73	1,000.00	528.13	900.00
Electricity	201.05	500.00	290.34	500.00
Veterinary Expense	804.00	2,500.00	1,804.95	1,500.00
Medical Expense	0.00	0.00	0.00	0.00
Travel & Training Expense	28.00	750.00	0.00	750.00
Fees, Reg. & Filing	0.00	50.00	0.00	0.00
Advertising	0.00	0.00	0.00	200.00
Insurance & Bonding	0.00	20.00	0.00	0.00
Intergovernmental Expense	0.00	0.00	0.00	0.00
TRANSFER OUT	0.00	0.00	0.00	0.00
Total Expenses	24,911.92	62,000.00	40,889.18	56,875.00

Municipal Court Department



FISCAL YEAR 2020 BUDGET
FALFURRIAS FORWARD

MUNICIPAL COURT	FY2019 Actual To-Date	FY2019 Approved Budget	FY2019 Actual Date Comparison to To-Date FY2018	To- FY2020 Proposed Budget
Expenses				
DEL TAX ATTORNEY FEES	0.00	0.00	0.00	0.00
Salaries & Wages	51,479.89	82,000.00	55,821.04	82,000.00
Overtime	791.37	1,000.00	1,113.73	1,000.00
Car Allowance	175.00	300.00	200.00	300.00
Payroll Taxes	4,324.92	6,200.00	4,501.32	6,200.00
Workers Compensation	0.00	0.00	0.00	0.00
TMRS	1,180.98	2,100.00	1,171.96	2,000.00
Group Health/Life	18,185.04	24,100.00	14,237.16	24,100.00
Office Supplies	459.19	1,200.00	1,175.11	1,000.00
Maint. & Repair Supplies	0.00	1,000.00	1.39	800.00
Small Tools & Minor Equip.	0.00	0.00	0.00	0.00
Postage	0.00	0.00	0.00	0.00
Operating Supplies	4,582.88	5,000.00	4,453.99	4,000.00
Maint. & Repair Svc.	2,523.05	0.00	46.88	200.00
Mayor & City Comm. Fees	0.00	0.00	0.00	0.00
Municipal Judge Fees	0.00	0.00	0.00	0.00
Contract Labor	0.00	0.00	0.00	0.00
Pest Control Fees	150.00	0.00	0.00	200.00
Fees, Reg. & Filing	0.00	0.00	0.00	0.00
Telephone	990.25	1,700.00	1,849.87	1,700.00
Electricity	0.00	0.00	0.00	1,000.00
Del. M/C Attorney Fees	18,252.98	25,000.00	8,539.61	25,000.00
Court Costs	0.00	0.00	0.00	0.00
Rental	0.00	0.00	0.00	0.00
Travel & Training Expense	82.00	500.00	370.00	500.00
Fees,Reg.,Filing	225.00	500.00	0.00	500.00
Advertising	0.00	0.00	0.00	0.00
Dues & Subscriptions	10.00	300.00	261.00	300.00
Insurance & Bonding	0.00	0.00	(50.00)	0.00
Equipment Rental-Xerox	1,812.31	3,000.00	1,636.62	3,000.00
Uniform	0.00	0.00	0.00	200.00
Misc. - Other	984.00	2,700.00	1,234.90	2,500.00
Municipal Court Costs	56,292.92	100,000.00	47,497.27	95,000.00
Cap Outlay - Mach & Equip	0.00	0.00	0.00	0.00
MC: Principal Paid	0.00	0.00	0.00	0.00
TRANSFER OUT	0.00	0.00	0.00	0.00
Total Expenses	162,501.78	256,600.00	144,061.85	251,500.00

Municipal Court Special-Use Funds



FISCAL YEAR 2020 BUDGET
FALPURRIAS FORWARD

TECHNOLOGY FUND	FY2019 Actual To-Date	FY2019 Approved Budget	FY2019 Actual Date Comparison to To-Date FY2018	To- Proposed Budget
Revenues				
	\$	\$	\$	
TECHNOLOGY FINES	4,174.62	8,000.00	2,243.64	8000.00
Rental Income Muni Cr. T	0.00	0.00	0.00	0.00
Interest Income	0.00	4.00	62.00	0.00
Technology Fund	0.00	0.00	0.00	0.00
Transfer In Muni Cr. Tec	0.00	0.00	0.00	0.00
Total Revenues	4,174.62	8,004.00	2,305.64	8000.00
Office Supplies	0.00	500.00	0.00	0.00
Operating Supplies	373.09	5,078.00	0.00	0.00
Maint. & Repair Supplies	90.00	0.00	0.00	200.00
PD Veh Repair Supplies	0.00	0.00	0.00	0.00
Small Tools & Minor Equipment	0.00	1,640.00	0.00	0.00
Misc./Operating Supplies	0.00	0.00	0.00	0.00
Maint. & Repair-Equip.	2,523.05	364.00	0.00	200.00
Contract Labor	0.00	0.00	0.00	0.00
Professional Svc.-Other	0.00	0.00	0.00	0.00
Consultants- Engineers	0.00	0.00	0.00	0.00
Maint. & Repair Svc.-Equip	0.00	0.00	0.00	0.00
Capital Outlay	0.00	0.00	0.00	0.00
Interest: Tech Fund	0.00	0.00	0.00	0.00
Principal: Tech Fund Muni	0.00	0.00	0.00	0.00
Transfer Out	0.00	0.00	0.00	0.00
Total Expenses	2,986.14	7,582.00	0.00	400.00

Municipal Court Special-Use Funds



FISCAL YEAR 2020 BUDGET
FALFURRIAS FORWARD

BUILDING SECURITY FUND	FY2019 Actual To-Date	FY2019 Approved Budget	FY2019 Actual Date Comparison to To-Date FY2018	To- FY2020 Proposed Budget
Revenues				
	\$	\$	\$	
BLDG SEC FINES	3,466.21	4,241.00	1,674.02	4300.00
Rental Income Muni Cr. S	0.00	0.00	0.00	0.00
Interest Income	0.00	48.00	177.99	0.00
Total Revenues	3,466.21	4,289.00	1,852.01	4300.00
Expenses				
Salaries & Wages	0.00	0.00	0.00	0.00
Office Supplies Building Secur	110.30	0.00	0.00	200.00
Operating Supplies	0.00	0.00	0.00	0.00
Maint. & Repair Supplies	0.00	1,289.00	0.00	200.00
Small Tools & Equip.	0.00	0.00	0.00	0.00
Misc./Operating Supplies	0.00	0.00	0.00	0.00
Maint & Repair	55.00	0.00	0.00	0.00
Contract Labor	0.00	0.00	0.00	0.00
Professional Svc.-Other	404.91	0.00	179.96	535.00
Consulants Eng.	0.00	0.00	0.00	0.00
Travel Expense	0.00	0.00	0.00	0.00
Training Fees	0.00	0.00	0.00	0.00
Maint.& Repair Svc.-Equip	0.00	0.00	0.00	0.00
Cap. Outlay - Mach. & Equip	0.00	0.00	0.00	0.00
Transfer Out to G/F (Court Roo	0.00	3,000.00	0.00	0.00
Total Expenses	570.21	4,289.00	179.96	935.00

Golf Course



FISCAL YEAR 2020 BUDGET
FALFURRIAS FORWARD

GOLF COURSE	FY2019 Actual To-Date	FY2019 Approved Budget	FY2019 Actual To-Date Comparison to FY2018	FY2020 Proposed Budget
Expenses				
Salaries & Wages	38,795.00	59,000.00	47,272.47	59,000.00
TEMPORARY	0.00	0.00	0.00	0.00
Certification Pay	0.00	1,500.00	0.00	0.00
Overtime	1,362.14	1,000.00	1,305.72	1,000.00
Payroll Taxes	3,694.86	5,000.00	3,988.89	5,000.00
Workers Compensation	890.00	1,600.00	1,187.34	1,600.00
TMRS	1,039.63	1,800.00	1,451.19	1,800.00
Group Health/Life	11,449.84	16,100.00	12,203.28	16,100.00
Uniforms	896.21	1,200.00	919.25	1,200.00
Office Supplies	50.68	50.00	28.20	65.00
Gasoline	1,652.16	3,000.00	1,725.91	2,800.00
Maint., Repair, Operating Supplies	7,263.46	8,000.00	7,219.43	30,000.00
Small Tools & Minor Equip	49.99	1,500.00	309.99	1,000.00
Chemicals	1,677.71	3,500.00	2,029.36	3,500.00
Operating Supplies	16,836.77	20,000.00	2,803.81	0.00
Maint & Repair - Service	134.40	1,500.00	512.69	1,000.00
Contract Labor	0.00	0.00	0.00	0.00
Pest Control Fees	315.00	600.00	390.00	600.00
Fees, Reg. & Filing	0.00	0.00	0.00	0.00
Telephone	890.28	500.00	264.20	1,000.00
Electricity	5,205.90	11,000.00	6,672.07	11,000.00
Travel & Training Expense	0.00	500.00	20.00	500.00
Advertising	0.00	300.00	0.00	300.00
Dues & Subscriptions	140.00	150.00	0.00	150.00
Maint. & Repair Svc.	0.00	0.00	0.00	0.00
Maint. & Repair SVC Equip	0.00	0.00	0.00	0.00
MISC-OTHER	0.00	0.00	0.00	0.00
Golf Course Subsidy	0.00	0.00	0.00	0.00
Cap Outlay - Mach & Equip	0.00	0.00	26,965.21	0.00
Golf Course-Principal Paid	0.00	0.00	0.00	0.00
Golf Course-Interest Paid	0.00	0.00	0.00	0.00
Total Expenses	92,344.03	137,800.00	117,269.01	137,615.00

Garbage



FISCAL YEAR 2020 BUDGET
FALFURRIAS FORWARD

GARBAGE	FY2019 Actual To-Date	FY2019 Approved Budget	FY2019 Actual To-Date Comparison to FY2018	FY2020 Proposed Budget
Revenues				
Reinstatement Fee	\$ 0.00	\$ 0.00	0.00	
Garbage Collections	411,702.99	700,000.00	473,609.83	700,000.00
Total Revenues	411,702.99	700,000.00	473,609.83	700,000.00
Expenses				
ABC Waste Collection	329,748.02	550,000.00	285,225.60	550,000.00
Accounting	0.00	0.00	0.00	-
Cash (Short) & Over	0.00	0.00	0.00	-
ABC Waste Collection	0.00	0.00	0.00	-
Misc.-Other	0.00	0.00	0.00	-
Bad debt	0.00	0.00	0.00	-
Total Expenses	329,748.02	550,000.00	285,225.60	550,000.00

Tourism Fund



FISCAL YEAR 2020 BUDGET
FALPURRIAS FORWARD

TOURISM FUND	FY2019 Actual To-Date	FY2019 Approved Budget	FY2019 Actual Date Comparison to To-Date FY2018	FY2020 Proposed Budget
Revenues				
Occupancy Tax	\$ 48,412.85	\$ 71,500.00	\$ 66,039.37	72000.00
Donation Fund	0.00	0.00	0.00	0.00
Vendor' Fees	0.00	0.00	0.00	0.00
Rental Income HOTEL/MOTEL	0.00	0.00	0.00	0.00
Interest Income	0.00	500.00	1,412.00	1000.00
MISC REVENUE	0.00	0.00	0.00	0.00
Total Revenues	48,412.85	72,000.00	67,451.37	73000.00
Expenses				
Office Supplies	0.00	0.00	0.00	0.00
Operating Supplies	221.00	0.00	0.00	0.00
Maint. & Repair Supplies	255.45	500.00	0.00	0.00
Small tools & minor equipment	0.00	500.00	0.00	0.00
Misc./Operating Supplies	0.00	0.00	252.00	0.00
Maint. & Repair Equip	190.43	0.00	38.94	0.00
Downtown Revitalization	0.00	0.00	0.00	0.00
Contracted Services	0.00	0.00	109.36	0.00
Professional svc.- other	0.00	0.00	0.00	0.00
Consultants- Engineers	0.00	0.00	0.00	0.00
Fees, Reg., & Filing	0.00	1,000.00	0.00	0.00
Travel Expense	0.00	2,500.00	0.00	0.00
Fees, Reg., & Filing	0.00	0.00	0.00	0.00
Advertising	5,400.00	10,000.00	4,806.99	9000.00
Christmas	0.00	0.00	0.00	0.00
Heritage Museum	8,000.00	16,000.00	8,000.00	16000.00
Chamber of Commerce	0.00	0.00	0.00	0.00
Fiesta	0.00	0.00	0.00	0.00
Emergency Service	0.00	0.00	0.00	0.00
Roping Arena	0.00	0.00	0.00	0.00
Electricity	787.49	2,500.00	722.67	2000.00
Maint. & Repair Svc.	0.00	500.00	0.00	0.00
Dues And Subscriptions	250.00	250.00	250.00	250.00
Miscellaneous-Operating	6.50	500.00	0.00	45000.00
Cap. Outlay - Mach. & Equip.	0.00	0.00	0.00	0.00
Transfer Out	0.00	0.00	0.00	0.00
Total Expenses	15,110.87	34,250.00	14,179.96	72250.00

Utility Board



FISCAL YEAR 2020 BUDGET

FAJURRIAS FORWARD

UTILITY BOARD	FY2019 Actual To-Date	FY2019 Approved Budget	FY2019 Actual To- Date Comparison to To- Date FY2018	FY2020 Proposed Budget
Revenues				
Revenue from Water Dept.	832,439.04	1,330,000.00	808,888.62	1,400,000.00
Revenue from Sewer Dept.	414,077.37	650,000.00	402,131.74	700,000.00
Revenue from Gas Dept.	445,740.08	525,000.00	391,207.95	700,000.00
Tap Revenue-Water	7,300.00	10,000.00	6,200.00	10,000.00
Tap Revenue-Sewer	500.00	3,000.00	1,500.00	3,000.00
Tap Revenue-Gas	0.00	500.00	500.00	500.00
Inspection Fee Rev - wa	592.50	1,200.00	1,191.05	1,200.00
Inspection Fee Rev - se	62.50	1,000.00	906.05	1,000.00
Inspection Fee Rev - gs	0.00	255.00	0.00	255.00
Bulk Water Sales	79,080.39	45,000.00	31,065.43	50,000.00
Service Charge - water	0.00	0.00	0.00	0.00
Service Charge- sewer	0.00	0.00	0.00	0.00
Service Charge -gas	0.00	0.00	0.00	0.00
Revenue From Late Fee	0.00	0.00	0.00	0.00
Revenue From Late Fee - water	14,536.82	25,000.00	15,801.46	25,000.00
Revenue From Late Fee - sewer	6,607.66	15,000.00	7,182.51	15,000.00
Revenue From Late Fee - gas	5,286.09	10,000.00	5,745.91	10,000.00
NSF FEES - water	49.50	200.00	165.00	200.00
NSF FEES - sewer	22.50	100.00	75.00	100.00
NSF FEES - gas	18.00	100.00	60.00	100.00
Collected Debts	0.00	0.00	0.00	0.00
Overages from Cash Fund	0.00	0.00	0.00	0.00
Phone Antenna Revenue	16,083.84	25,000.00	20,586.68	28,000.00
Auction Revenue - water	0.00	0.00	0.00	0.00
Auction Revenue - sewer	0.00	0.00	0.00	0.00
Auction Revenue - gas	0.00	0.00	0.00	0.00
Insurance Claims & Refunds-wa	0.00	1,200.00	0.00	0.00
Insurance Claims & Refunds-se	0.00	0.00	0.00	0.00
Insurance Claims & Refunds-gs	0.00	0.00	0.00	0.00
TDA Grant Money paid to FUB	0.00	0.00	0.00	500,000.00
County TDA Grant Money paid to FUB	0.00	0.00	0.00	3,000.00
Sale of Assets - water	0.00	0.00	0.00	0.00
Sale of Assets - sewer	0.00	0.00	0.00	0.00
Sale of Assets - gas	0.00	0.00	0.00	0.00
Reconnect Fees - Water	6,152.50	10,000.00	6,305.00	10,000.00
Reconnect Fees - sewer	0.00	0.00	0.00	0.00
Reconnect Fees - Gas	6,237.50	10,000.00	6,270.00	10,000.00
Installation Fees - water	1,243.75	5,000.00	1,386.26	5,000.00
Installation Fees - sewer	0.00	0.00	0.00	0.00
Installation Fees - gas	1,243.75	4,000.00	1,386.25	4,000.00
Inter-Governmental Revenue	0.00	0.00	150.00	0.00
Permit Fee - water	15.00	100.00	65.00	75.00
Permit Fee - Sewer	0.00	0.00	0.00	0.00
Permit Fee - gas	0.00	0.00	0.00	0.00
Interest Revenue	0.00	0.00	0.00	0.00
Interest Revenue - water	0.00	8,000.00	3,693.44	8,000.00
Interest Revenue - sewer	0.00	3,000.00	1,678.80	3,000.00
Interest Revenue - gas	0.00	1,500.00	1,343.24	1,500.00
Miscellaneous Revenue - water	10,362.26	10,000.00	868.53	12,000.00
Miscellaneous Revenue - sewer	961.04	2,000.00	208.33	2,000.00
Miscellaneous Revenue - gas	971.29	1,500.00	273.33	1,700.00
Transfer In	0.00	0.00	0.00	0.00
Total Revenues	1,849,583.38	2,697,655.00	1,716,835.58	3,504,630.00

Utility Board



FISCAL YEAR 2020 BUDGET

FALFURRIAS FORWARD

UTILITY BOARD	FY2019 Actual To-Date	FY2019 Approved Budget	FY2019 Actual Date Comparison to Date FY2018	To- FY2020 Proposed Budget
Expenses				
Cost of Product - Water	78,899.28	140,000.00	73,203.74	140,000.00
Cost of Product - Sewer	44,224.67	70,000.00	32,215.98	70,000.00
Cost of Product - Gas	103,051.56	150,000.00	73,762.96	180,000.00
Repairs & Maint. - Water	182,447.61	200,000.00	152,486.64	300,000.00
Repairs & Maint. - Sewer	82,599.12	150,000.00	53,583.22	75,000.00
Repairs & Maint. - Gas	31,413.95	150,000.00	69,613.70	160,000.00
Grant -- TDA Sewer Project Expense	0.00	0.00	0.00	575,000.00
Wages - Special Projects WA	0.00	0.00	0.00	0.00
Wages - Special Projects SE	0.00	0.00	0.00	0.00
Wages - Special Projects GS	0.00	0.00	0.00	0.00
Vehicles - Gas & Maint. - WA	11,691.24	15,000.00	14,479.06	15,000.00
Vehicles - Gas & Maint. - SE	5,531.53	15,000.00	6,909.76	15,000.00
Vehicles - Gas & Maint. - GS	4,229.54	12,000.00	5,252.83	12,000.00
Wages - Metering - WA Dept.	0.00	0.00	0.00	0.00
Wages - Metering - SE Dept	0.00	0.00	0.00	0.00
Wages - Metering - GS Dept.	0.00	0.00	0.00	0.00
Accrued Payroll Liability	0.00	0.00	0.00	0.00
Operational Fee - City of Fal.	143,550.00	314,600.00	174,696.32	276,658.13
Operational Fee - City of Fal.	65,250.00	143,000.00	79,407.44	128,467.50
Operational Fee - City of Fal.	52,200.00	114,400.00	63,525.84	120,374.63
Office Expense - water	19,550.10	15,000.00	16,031.67	20,000.00
office expense - sewer	8,678.86	10,000.00	6,587.39	13,500.00
office expense - gas	6,942.90	10,000.00	5,269.80	10,000.00
Plumbing Inspector - water	187.50	2,500.00	1,375.00	1,000.00
Plumbing Inspector - sewer	187.50	1,000.00	250.00	1,000.00
Plumbing Inspector - gas	0.00	500.00	0.00	200.00
Prof Services - Study water	1,792.34	10,000.00	0.00	2,000.00
Prof Services - Study sewer	1,792.33	5,000.00	0.00	2,000.00
Prof Services - Study gas	1,792.33	10,000.00	0.00	2,000.00
Wages - Contract Labor	0.00	0.00	0.00	2,000.00
Dir Bonds/Public Emp Bonds-wa	48.13	250.00	48.13	200.00
Dir Bonds/Public Emp Bonds-se	21.88	250.00	21.88	200.00
Dir Bonds/Public Emp Bonds-gs	17.49	250.00	17.49	200.00
customer damages UB pays -water	0.00	0.00	0.00	500.00
customer damages UB pays - sewer	0.00	1,000.00	0.00	500.00
customer damages UB pays - gas	0.00	1,000.00	0.00	500.00
Interest Expense On Deposits	0.00	0.00	0.00	0.00
Membership Dues/Fees - water	822.25	2,000.00	1,965.07	2,000.00
Membership Dues/Fees - sewer	111.39	1,500.00	321.77	800.00
Membership Dues/Fees - gas	1,785.84	1,500.00	1,562.52	2,500.00
Subscription & Renewal Fees-wa	0.00	500.00	867.21	500.00
Subscription & Renewal Fees-se	0.00	300.00	178.04	300.00
Subscription & Renewal Fees-gs	0.00	0.00	150.81	150.00
Meters Replacement - Water	0.00	10,000.00	0.00	5,000.00
Meters Replacement - Gas	0.00	5,000.00	0.00	3,000.00
Salary & Wages - WA Dept.	137,203.79	264,000.00	134,138.66	270,000.00
Salary & Wages - SE Dept.	66,278.63	120,000.00	73,518.06	120,000.00
Salary & Wages - GS Dept	31,430.12	96,000.00	39,772.14	96,000.00
Certification - WA Dept	0.00	0.00	0.00	0.00
Certification - SE Dept	0.00	0.00	0.00	0.00
Certification - GS Dept	0.00	0.00	0.00	0.00

Utility Board



FISCAL YEAR 2020 BUDGET
FALCURRIAS FORWARD

UTILITY BOARD	FY2019 Actual To-Date	FY2019 Approved Budget	FY2019 Actual To- Date Comparison to FY2018	FY2020 Proposed Budget
Wages - Overtime-Wa Dept	14,473.07	44,000.00	14,419.68	35,000.00
Wages - Overtime-Se Dept	12,768.50	20,000.00	13,832.43	20,000.00
Wages - Overtime-Gs Dept	4,267.28	16,000.00	4,145.98	8,000.00
Payroll Tax Expensed - water	12,396.13	19,800.00	13,748.24	19,800.00
Payroll Tax Expensed - sewer	5,634.62	9,000.00	6,249.21	9,000.00
Payroll Tax Expensed - gas	4,507.61	7,200.00	4,999.33	7,200.00
TMRS - Retire - Emp Benefit-wa	5,196.57	9,350.00	6,022.80	9,350.00
TMRS - Retire - Emp Benefit-se	2,362.09	4,250.00	2,737.64	4,250.00
TMRS - Retire - Emp Benefit-gs	1,889.60	3,400.00	2,190.09	3,400.00
Group Health/Life, Dental -wa	0.00	75,900.00	35,299.38	75,000.00
Group Health/Life, Dental -se	0.00	34,500.00	16,045.17	34,000.00
Group Health/Life, Dental -gs	0.00	27,600.00	12,836.14	27,000.00
Uniforms - water	2,407.50	4,400.00	2,252.91	4,000.00
Uniforms - sewer	1,094.32	2,000.00	1,024.05	1,800.00
Uniforms - gas	875.42	1,600.00	819.22	1,500.00
Minor Tools & apparatus - wa	0.00	2,500.00	0.00	2,000.00
Minor Tools & apparatus - se	0.00	3,000.00	0.00	1,500.00
Minor Tools & apparatus - gas	2,878.31	3,000.00	0.00	2,500.00
Equipment Rental - water	0.00	2,500.00	0.00	2,000.00
Equipment Rental - sewer	0.00	2,500.00	0.00	2,000.00
Equipment Rental - gas	0.00	2,500.00	0.00	2,000.00
Office Supplies - water	750.11	5,000.00	1,697.65	3,000.00
office supplies - sewer	340.98	5,000.00	391.29	3,000.00
office supplies - gas	272.66	5,000.00	312.95	2,500.00
safety supplies - water	2,824.77	3,000.00	692.26	3,000.00
safety supplies - sewer	1,605.10	3,000.00	445.52	3,000.00
safety supplies - gas	678.00	3,000.00	120.85	1,500.00
Freight & Postage - water	0.00	467.50	0.00	300.00
Freight & Postage - sewer	0.00	212.50	0.00	200.00
Freight & Postage - gas	0.00	170.00	0.00	150.00
Maint. & Repairs Svc - Street	0.00	15,000.00	0.00	10,000.00
Maintenance & Repairs - Street	0.00	15,000.00	0.00	10,000.00
Maint. & Repairs Svc - Street	0.00	5,000.00	0.00	5,000.00
warehouse repairs svc- water	370.30	5,000.00	453.88	5,000.00
warehouse repairs svc- sewer	168.32	1,500.00	206.31	1,500.00
warehouse repairs svc - gas	134.65	1,000.00	165.03	1,000.00
Prof. Engineering Services		0.00	0.00	0.00
Prof. Engineering Sewer Servic	0.00	0.00	0.00	0.00
Pro Engineering Gas Dept	0.00	0.00	0.00	0.00
Fees, Reg. & Filing	0.00	0.00	0.00	0.00
Telephone Non-Department	0.00	0.00	0.00	0.00
Telephone Non-Department - wa	5,597.87	6,325.00	2,683.66	9,500.00
Telephone Non-Department -se	2,544.49	2,875.00	1,283.61	4,400.00
Telephone Non-Department - gs	2,035.51	2,300.00	911.99	3,500.00

Utility Board



FISCAL YEAR 2020 BUDGET

FALLURRIAS FORWARD

UTILITY BOARD	FY2019 Actual To-Date	FY2019 Approved Budget	FY2019 Actual Date Comparison to To- Date FY2018	FY2020 Proposed Budget
Utilities -water	1,376.10	3,850.00	1,437.80	3,000.00
Utilities - sewer	625.52	1,750.00	653.54	1,500.00
Utilities - gas	500.36	1,400.00	522.75	1,200.00
Prof. Accounting Services - wa	346.50	3,850.00	2,492.15	3,000.00
Prof. Accounting Services - se	157.50	1,750.00	217.50	1,600.00
Prof. Accounting Services - gs	126.00	1,400.00	174.00	1,000.00
Prof. Legal Services - water	0.00	0.00	0.00	1,500.00
Prof Legal Services - sewer	0.00	0.00	0.00	1,500.00
Prof Legal Services - gas	0.00	0.00	0.00	1,500.00
Medical Bills UB pays	0.00	0.00	0.00	0.00
Travel & Training Exp. - Water	1,662.00	0.00	2,267.93	2,000.00
Travel & Training Exp. - Sewer	0.00	0.00	422.77	800.00
Travel & Training Exp. - Gas	0.00	0.00	1,740.14	1,000.00
Travel Reimbursement - Water	358.00	2,000.00	276.00	0.00
Travel Reimbursement - sewer	67.00	2,000.00	0.00	0.00
Travel Reimbursement - gas	0.00	2,000.00	46.00	0.00
Bank Card Fees - water	406.10	13,200.00	9,717.79	0.00
Bank Card Fees - sewer	0.00	6,000.00	4,350.26	0.00
Bank Card Fees - gas	0.00	4,800.00	3,480.31	0.00
Bad Debts - water	0.00	1,000.00	0.00	0.00
Bad Debts - sewer	0.00	500.00	0.00	0.00
Bad Debts - gas	0.00	500.00	0.00	0.00
Advertising Expense - water	0.00	500.00	0.00	0.00
Advertising Expense - sewer	0.00	250.00	0.00	250.00
Advertising Expense - gas	0.00	250.00	0.00	250.00
Ins.(TML) - Liab. Prop. W/C	0.00	0.00	0.00	250.00
Ins. - Liab. Prop. W/C - wa	1,373.35	25,000.00	18,900.21	25,000.00
Ins. - Liab. Prop. W/C - se	624.25	15,000.00	8,591.02	12,000.00
Ins. - Liab. Prop. W/C - gas	499.40	15,000.00	6,872.77	10,000.00
Xerox Rental - water	1,565.44	3,300.00	1,479.13	3,300.00
Xerox Rental - sewer	711.57	1,500.00	672.35	1,500.00
Xerox Rental - gas	569.18	1,200.00	537.79	1,200.00
Miscellaneous Expense	86.51	0.00	0.00	100.00
Miscellaneous Expense	39.32	0.00	0.00	100.00
Miscellaneous Expense	31.45	0.00	0.00	100.00
Rev Bond Principal - water	0.00	93,500.00	0.00	93,276.00
Rev Bond Principal - sewer	0.00	42,500.00	0.00	44766
Rev Bond Principal - gas	0.00	34,000.00	0.00	41,958.00
Rev Bond Interest - water	0.00	46,750.00	0.00	33,672.64
Rev Bond Interest - sewer	0.00	21,250.00	0.00	16,160.53
Rev Bond Interest - gas	0.00	17,000.00	0.00	15,146.84
Lease Principal -water	0.00	0.00	0.00	76774.74
Lease Principal - sewer	0.00	0.00	0.00	0.00
Lease Principal - gas	0.00	0.00	0.00	34525.26
Lease Interest -water	0.00	0.00	0.00	56984.66
Lease Interest - sewer	0.00	0.00	0.00	0.00
Lease Interest -gas	0.00	0.00	0.00	25625.75

Utility Board



FISCAL YEAR 2020 BUDGET

FALFURRIAS FORWARD

UTILITY BOARD	FY2019 Actual To-Date	FY2019 Approved Budget	FY2019 Actual To- Date Comparison to To- Date FY2018	FY2020 Proposed Budget
Capital Outlay - wa	0.00	0.00	0.00	0.00
Capital Outlay - se	0.00	0.00	13,625.72	0.00
Capital Outlay - gs	0.00	0.00	0.00	0.00
Vehicles - wa	0.00	0.00	0.00	0.00
Vehicles - se	0.00	0.00	0.00	0.00
Vehicles - gs	0.00	0.00	0.00	0.00
interest/fee	0.00	0.00	0.00	0.00
interest/fee	0.00	0.00	0.00	0.00
interest/fee	0.00	0.00	0.00	0.00
TRANSFER TO DEBT SERVICE	0.00	0.00	0.00	0.00
TRANSFER TO CDBG 7215160	0.00	0.00	0.00	0.00
Transfer Out	0.00	0.00	50,000.00	0.00
Total Expenses	1,182,931.21	2,778,400.00	1,355,678.33	3,473,940.68

Debt Obligations



FISCAL YEAR 2020 BUDGET
FALFURRIAS FORWARD

FINANCIAL OBLIGATIONS	INSTITUTION	DATE	ACCT	ORIGINAL AMOUNT	ANNUAL PRINCIPAL	ANNUAL INTEREST	DATE COMPLETE
PD VEHICLE & EQUIPMENT	Schertz Bank & Trust	2013 IMPOUND	\$	64,863.00 \$	8,305.00 \$	962.00	Mar-20
LED LIGHTING	First State	2016 GF	\$	132,212.00 \$	23,962.00 \$	2,431.00	Mar-20
STREET SWEEPER	First State	2016 GF	\$	145,044.00 \$	26,288.00 \$	2,667.00	Mar-20
REF UB REV BOND	BB&T	2013 UB	\$	3,754,757.00 \$	165,000.00 \$	83,610.00	Apr-28
*UB Meters Loan	BB&T	2018 UB	\$	2,431,000.00 \$	111,300.00 \$	82,583.41	Dec 31

*Annual Principal and Interest varies per year. Savings/Revenue from new meters to service the debt.

Bank Accounts



FISCAL YEAR 2020 BUDGET
FALFURRIAS FORWARD



Account	Balance	Available Balance	Account Options
GENERAL FUND	\$186,447.14	\$184,824.57	Account Options
HOTEL/MOTEL FUND	\$485,476.90	\$485,476.90	Account Options
IMPROVEMENT FUND 5A68	\$49,948.25	\$49,948.25	Account Options
PD LEO TRAINING SIBT	\$2,864.08	\$2,864.08	Account Options
PD SEIZURE FUND	\$54,621.57	\$54,621.57	Account Options
MC TECHNOLOGY SR71	\$24,266.23	\$21,743.18	Account Options
MC BLDG SEC FUND SR72	\$57,378.26	\$57,378.26	Account Options
HOMELAND SEC #2	\$56,943.35	\$56,943.35	Account Options
SPECIAL PROJECTS	\$91,212.12	\$91,212.12	Account Options
UTILITY FUND	\$2,101,904.07	\$2,101,083.82	Account Options
DEBT SERVICE FUND	\$93,676.24	\$93,676.24	Account Options
GRANTS & REQUESTS	\$17,458.07	\$17,458.07	Account Options
CDBG #7217220BP	\$1,000.00	\$1,000.00	Account Options
Total	\$3,228,194.28	\$3,218,230.41	

8/22/2019



CITY OF FALFURRIAS UTILITIES DEPT.
P.O. BOX 518
FALFURRIAS, TEXAS 78355

FUB BANK ACCOUNTS

	Account #	Chart of Accounts	Balance
UTILITY FUND:	405124	GL# 1050	\$ 2,096,804.86
DEBT SERVICE:	405175	GL#1060	\$ 82,276.24
			Dormant
CAPITAL RESERVE:	405205	GL#1080	\$ 511,292.35
			Dormant
OPERATING RESERVE:	405183	GL#1075	\$ 817,703.44
			Dormant
CAPITAL IMPROVEMENT:	405191	GL#1070	\$ 599,395.98

Loan Payments:	ACCOUNT #	PMT DATE & AMOUNT	LOAN BALANCE
Ref. Utility System Revenue Bond	405175 -DEBT SERVICE FUND	10/01/19 \$34,110.00 12/31/19 \$246,370.00	\$ 1,895,000.00
AMI PROJECT	405175 -DEBT SERVICE FUND	9/01/19 \$180,484.59	\$ 2,431,000.00

8/22/2019



FISCAL YEAR 2020 BUDGET
FALFURRIAS FORWARD